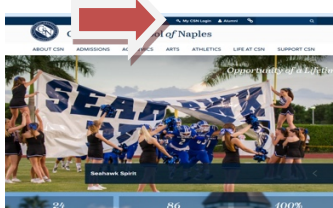




Student 'How To' Access My CSN Portal

1. Browse to the CSN website Home Page:
<https://www.communityschoolnaples.org>

2. Click on the "My CSN Login" link at the top of the page.



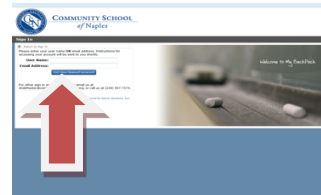
6. On the next page click the + plus sign for the "+ I Forgot My Username or Password" link.



3. Enter username and password in the "Site Login" fields. Usernames consist of first initial, last name, and graduation year, no space, for example: vcarr1982
If you have forgotten your password, please go to Step #5.)



7. On the next page enter your username and email address. Then click "Get User Name/Password."



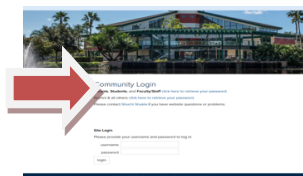
4. After successful login, you will be on the Student Portal page that provides various school-related resources and group pages, including academic courses.



8. Login to your email account. You will have received an email message from:
bmcwhirter@communityschoolnaples.org

The email will contain a link to re-set your CSN portal password. This link is valid for 72 hours only. New passwords must be at least 5 characters long and be alpha numeric.

5. If you have forgotten your password, please click the "click here to retrieve your password" link located directly above the login field.



9. Then, go back to the "My CSN Login" to access the Community Login page and enter your username and password in the "Site Login" fields.

