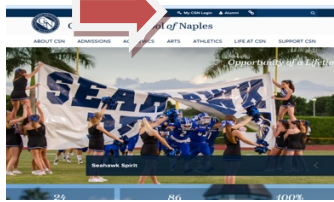
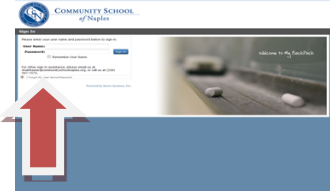

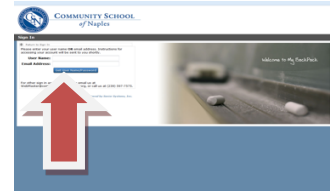

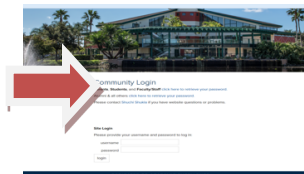




## Parent “How To” Access My CSN Portal

<p>1. Browse to the CSN website Home Page: <a href="https://www.communityschoolnaples.org">https://www.communityschoolnaples.org</a></p>	
<p>2. Click on the “My CSN Login” link at the top of the page.</p> 	<p>6. On the next page click “I Forgot My Username or Password” link.</p> 
<p>3. Enter username and password in the “Site Login” fields. Usernames consist of first and last name, no space, I.E. “Johnsmith” (if you have forgotten your password, please go to Step #5.)</p> 	<p>7. On the next page enter your username and email address. Then click “Get User Name/Password.”</p> 
<p>4. After successful login, you will be on the Parent Portal page that provides various school-related resources and group pages, including the academic courses for your student (s).</p> 	<p>8. Login to your email account. You will have received an email message from: <a href="mailto:bmcwhirter@communityschoolnaples.org">bmcwhirter@communityschoolnaples.org</a></p>
<p>5. If you have forgotten your password, please click the “click here to retrieve your password” link located directly above the login field.</p> 	<p>9. This email will contain a link to re-set your CSN portal password. This link is valid for 72 hours only. New passwords must be at least 5 characters long and be alpha numeric.</p>